



# Product Bulletin

## Brake Lock

Electric Activated

### DESCRIPTION

The MICO Brake Lock supplements the standard parking brake of a vehicle by using a portion of the hydraulic service brake system. The brake lock is installed directly into the vehicles service brake system. It is activated by the flip of a toggle switch located within reach of the vehicle operator. When the operator applies the brake pedal, the brake lock acts as a one-way check valve and holds pressure to the brakes until the lock is released. Service brake operation is not affected by the use of the brake lock.

The MICO Brake Lock can be used in many different vehicle applications, however, it is not recommended for use in frequent stop applications or emergency vehicle applications. Please contact MICO, Incorporated for assistance in choosing one of our many other lock designs for these type applications.



### BENEFITS

- Easy to install and maintain
- Does not affect normal service brake operation
- Supplements your standard parking brake
- Operates with a flip of a toggle switch

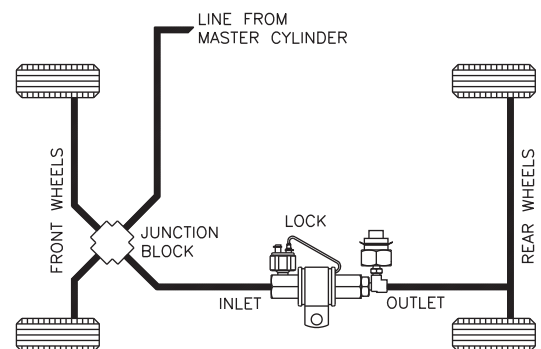
### FEATURES

- Can be used on cab-forward or cab-over vehicles
- Brake fluid and hydraulic oil models available
- Uses standard brake line fittings
- No additional plumbing necessary

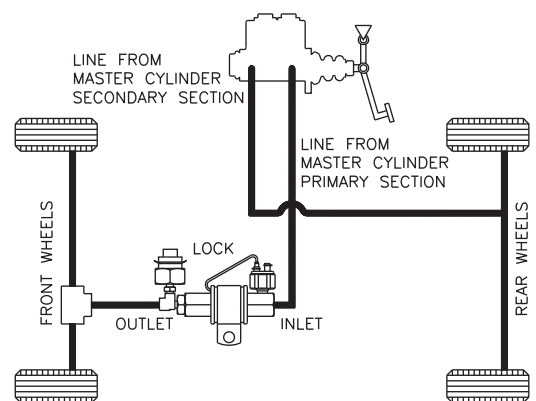
### SPECIFICATIONS

Maximum operating temperature . . . . . 250 °F  
 Fluid type . . . . . mineral base hydraulic oil models  
 and brake fluid models  
 Toggle switch . . . . . DPST, 15 A @ 12/24 Vdc  
 Low pressure  
 warning switch . . . . . NO, 20 A @ 12 Vdc  
 NO, 12 A @ 24 Vdc

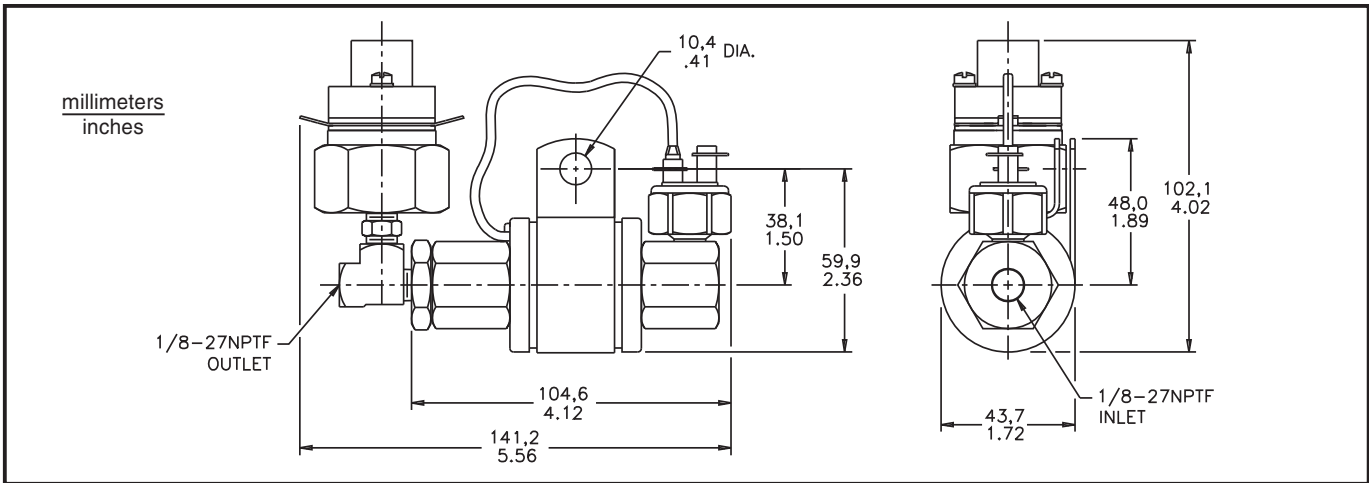
### TYPICAL INSTALLATIONS



Single System



Dual System



## Brake Lock Operation

**To Lock:** Set parking brake. Switch the toggle to the on position. Apply service brakes firmly until low pressure warning switch alarm stops.

**To Release:** Move toggle to the off position. Apply the service brake pedal firmly to overcome locked pressure.

### NOTE

The brake lock does not incorporate a pressure limiting function. Therefore, the operator should avoid excessive brake pedal force when applying the brake lock. Excessive force causes high pressure to be locked in the brakes which can be difficult to release. Changes in outside temperature can cause locked up pressure to increase or decrease. A rise in temperature can cause increased pressure in the brake system which can lead to damaged brake system components and make it difficult to release locked brake pressure. To minimize the effects of temperature changes, the brake lock must be released and reapplied every hour.

## Low Pressure Warning Switch

All MICO Hydraulic Brake Locks include a low pressure warning switch for your safety and the safety of others who may be exposed to danger if the vehicle moves.

The low pressure warning switch is used in combination with an audible and/or visual alarm to signal a possible reduction in brake pressure and holding capability. **Do not disconnect the low pressure warning switch.**

The low pressure warning switch provides two important safety features. First, a signal that indicates that sufficient pressure to hold the vehicle has been locked in the braking system. Second, if a loss of pressure occurs in the locked brake system, the alarm will activate indicating insufficient brake holding pressure.

Model Number	Description
02-620-009 (BF)	Brake Lock, 12 Vdc electric activated
02-620-172 (HO)	Brake Lock, 12 Vdc electric activated
02-620-173 (BF)	Brake Lock, 24 Vdc electric activated

BF = DOT 3, 4, 5 and 5.1 brake fluid.  
HO = mineral base hydraulic oil.

## Typical Vehicle Applications

- ✓ Tow Trucks
- ✓ Tilt Bed Trucks
- ✓ General Delivery
- ✓ Lawn Service
- ✓ Crane Hoist Trucks
- ✓ Bulk Fuel Delivery

MICO is a registered trademark of MICO, Inc. MICO is registered in the U.S. Patent and Trademark Office as well as in Australia, Indonesia, Japan, Peoples Republic of China, South Korea, and the European Community.



Innovative Braking and Controls Worldwide

## MICO, Incorporated

1911 Lee Boulevard  
North Mankato, MN U.S.A. 56003-2507  
Tel: 507 625 6426 Fax: 507 625 3212